




Developed by the West Bloomfield Township Public Library

March 2020 Early Elementary Literacy

Help your child develop literacy skills and Grow Up Reading™. Enjoy a fun family activity each day that helps teach important skills for reading success.



SUNDAY	MONDAY	TUESDAY	WEDNESDAY	THURSDAY	FRIDAY	SATURDAY
<div>1</div> <div>Vocabulary</div> <div>Visit a special place and talk about everything that you see. Continue to use any new words that you learned.</div>	<div>2</div> <div>Fluency</div> <div>Read the same passage from a book using different emotions. (Example: happy, sad, angry)</div>	<div>3</div> <div>Phonemic Awareness</div> <div>Play Rhyme in a Bag. (See the back for details.)</div>	<div>4</div> <div>Phonics</div> <div>Play Short Vowel Beanbag Toss. (See the back for details.)</div>	<div>5</div> <div>Comprehension</div> <div>Read two books on the same topic. How are they similar and different?</div>	<div>6</div> <div>Vocabulary</div> <div>Take turns acting out vocabulary words. Have the other person guess the word.</div>	<div>7</div> <div>Comprehension</div> <div>Read a book together. Who were your favorite and least favorite characters?</div>
<div>8</div> <div>Fluency</div> <div>Visit the Main Library for our Read to a Dog program, 1 PM.</div>	<div>9</div> <div>Vocabulary</div> <div>Play the Synonyms Game (See the back for details.)</div>	<div>10</div> <div>Phonemic Awareness</div> <div>Take turns identifying the beginning, middle, and ending sounds in words.</div>	<div>11</div> <div>Fluency</div> <div>Tape the sight words to a wall. Turn off the light and read individual words with a flashlight.</div>	<div>12</div> <div>Vocabulary</div> <div>Visit the Library and play a vocabulary-themed board game.</div>	<div>13</div> <div>Comprehension</div> <div>Before reading a book, look at the cover and make predictions about the story.</div>	<div>14</div> <div>Phonemic Awareness</div> <div>Take turns with one person saying a word and the other hopping once for each sound in the word. (Example: tree=tr—ee)</div>
<div>15</div> <div>Vocabulary</div> <div>Choose a “word of the week.” Encourage everyone to use the word throughout the week.</div>	<div>16</div> <div>Comprehension</div> <div>Play a game of Story Ball. (See the back for details.)</div>	<div>17</div> <div>Phonemic Awareness</div> <div>Think of a short word such as “frog”. Take turns changing one sound in the word to make new words. (Example: jog, log, bog).</div>	<div>18</div> <div>Phonics</div> <div>Have a Consonant Blends Scavenger Hunt. (See the back for details.)</div>	<div>19</div> <div>Vocabulary</div> <div>Share a wordless picture book and create a story to accompany the pictures.</div>	<div>20</div> <div>Fluency</div> <div>Visit the Library and read a book using the phonics phones.</div>	<div>21</div> <div>Comprehension</div> <div>Before reading a book, talk about what you would like to learn on that topic.</div>
<div>22</div> <div>Vocabulary</div> <div>Take a walk through a park or another special place. How many items can you find that start with the letter “g”?</div>	<div>23</div> <div>Comprehension</div> <div>Read a book together. Write a letter to the author about your favorite part of the book.</div>	<div>24</div> <div>Comprehension</div> <div>Read a page from an information book. What was the main idea?</div>	<div>25</div> <div>Fluency</div> <div>Establish a family reading time at home.</div>	<div>26</div> <div>Phonics</div> <div>Make up silly sentences using words that begin with the same sound. (Example: Lazy lizards like licking lollipops.)</div>	<div>27</div> <div>Vocabulary</div> <div>Visit this website and create a vocabulary-themed puzzle: www.puzzlemaker.com</div>	<div>28</div> <div>Phonemic Awareness</div> <div>Play the Slow Motion Game One person says a word and the other person repeats it while talking and moving very slowly.</div>
<div>29</div> <div>Fluency</div> <div>Check out a cookbook. Take turns reading the directions while you make a special dish together.</div>	<div>30</div> <div>Phonics</div> <div>Visit the Library and check out some Bob Books.</div>	<div>31</div> <div>Vocabulary</div> <div>Play a word guessing game. (Example: “I’m thinking of something that starts with /m/.”)</div>	<div><div><div><div>WEST BLOOMFIELD TOWNSHIP</div><div>PUBLIC LIBRARY</div></div></div><div><div><div>GROW UP READING!</div><div>© the West Bloomfield Township Public Library www.growupreading.org</div></div></div><div>Enjoy a family activity every day while helping your child build important literacy skills incorporating the five elements of reading: phonics, phonemic awareness, fluency, vocabulary and comprehension.</div></div>			

Books to read this month:

Aquarium by Cynthia Alonso (wordless)

My Friends Make Me Happy! by Jan Thomas (fiction)

Hermit Crabs by Julie Murray (non-fiction)

Pete the Cat's Groovy Bake Sale by Eric Litwin (fiction)

Splat the Cat and the Lemonade Stand by Rob Scotton (fiction)



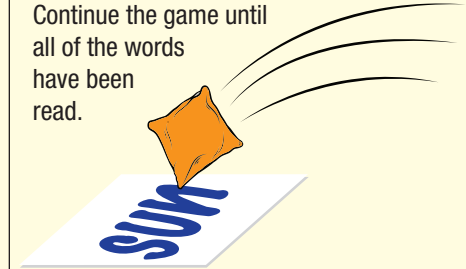
Synonyms Game

Ask your child to describe an item. Choose a word from their description and offer synonyms for it. Example: "the flower is pretty." This flower can also be described as lovely, beautiful, graceful, pleasant, and attractive. Encourage your child to think of more synonyms. Choose another object and repeat the game.



Short Vowel Beanbag Toss

Prepare a set of index cards with one short vowel word per card. Example: run, skip, grass, sun, bird, nest, bug, frog, web. Spread the cards out on the floor. Take turns tossing a beanbag onto the words. When your beanbag lands on a card, read the word. Continue the game until all of the words have been read.



Sight Words for March:

could, by, has, how, may, old, take, both, many, your

For additional sight words, contact your child's teacher or visit this website: www.sightwords.com/sight-words/dolch

Story Ball

After reading a book together, use a permanent marker to write the following question words on a beach ball or balloon: Who? Where? Beginning? Middle? End? Favorite Part? Toss the ball back and forth. The person who catches it should answer the question that appears on top. The game continues until all of the questions have been answered.

Vocabulary Words for March: walk, jump, find, funny, give, think, rain, house

For additional vocabulary words, contact your child's teacher or visit this website: www.vocabulary.com

Consonant Blends Scavenger Hunt

Prepare a set of index cards with letter blends, one blend per card: tr, sw, st, sp, sn, sm. Sl, pl, gr, fl, dr, cr, br, and bl. Have your child pick a card. Sound out the blend together. Ask your child to find an item in your house that begins with that sound. Continue the game by choosing additional blends.



Rhyme in a Bag

Put five small items into a bag. Have your child reach inside and pull out an item. Work together to name words that rhyme with the name of that item.

Elements of Reading:

Phonics – The relationship between letters and the individual sounds in spoken language.

Phonemic Awareness – Phonemes are the smallest units which make up spoken language. Phonemic awareness refers to a person's ability to manipulate phonemes in syllables and words.

Fluency – The ability to read with appropriate speed, accuracy, and proper expression.

Vocabulary – Students with a strong vocabulary have an easier time understanding what they are reading.

Comprehension – The ability of a person to understand what s/he is reading.

Early Elementary Literacy Calendar developed by the West Bloomfield Township Public Library



MAIN LIBRARY
4600 Walnut Lake Road
(248) 232-2250
Fax: (248) 232-2251
TTD (248) 232-2292

Email: wbyouth@wbllib.org
Text: (248) 648-3368

WESTACRES BRANCH
7321 Commerce Road
(248) 363-4022
Fax: (248) 363-7243

ONLINE LIBRARY
Open 24 hours every day
www.westbloomfieldlibrary.org

HOURS OF SERVICE:

Monday-Thursday	9 AM – 9 PM
Friday & Saturday	9 AM – 6 PM
Sunday (Main)	
(School year)	Noon – 8 PM
(Summer)	Noon – 5 PM
Sunday (Westacres)	
(Year round)	Noon – 5 PM

