




Developed by the West Bloomfield Township Public Library

June 2020 Early Elementary Literacy

Help your child develop literacy skills and Grow Up Reading™. Enjoy a fun family activity each day that helps teach important skills for reading success.



SUNDAY	MONDAY	TUESDAY	WEDNESDAY	THURSDAY	FRIDAY	SATURDAY
	1 Vocabulary <i>Play Vocabulary Charades. Players take turns acting out vocabulary words while the other player tries to guess the word.</i>	2 Comprehension <i>Read an information ebook together using Bookflix. What were the most important ideas of the book?</i>	3 Fluency <i>Play Sight Word Hopscotch. (See the back for details.)</i>	4 Phonemic Awareness <i>Hold a piece of Silly Putty and say a word. Stretch it once for every sound in the word. (Example: frog=fr/aw/g)</i>	5 Vocabulary <i>Have a family game night featuring vocabulary-building games, such as Scrabble Jr. or Bananagrams.</i>	6 Comprehension <i>Read an ebook together using Tumblebooks. Who were your favorite and least favorite characters?</i>
7 Fluency <i>Use a permanent marker to write the sight words on a balloon. Toss it in the air and read the word that's on top when you catch it.</i>	8 Phonemic Awareness <i>Play I Spy with letter sounds. "I spy something that starts with the sound /sh/."</i>	9 Vocabulary <i>Set up a "Word of the Week." Encourage your family to use that word often.</i>	10 Comprehension <i>Check out an information ebook. Before reading it, discuss what you would like to learn about that topic.</i>	11 Vocabulary <i>Choose a vocabulary word from the list. Look through a magazine for a picture or article that relates to that word.</i>	12 Phonemic Awareness <i>Play the Slow Motion Game. One person says a word and the other person repeats it while talking and moving very slowly.</i>	13 Phonics <i>Take turns naming words that rhyme.</i>
14 Vocabulary <i>Play the Synonyms Game. One person says a word and the other says a word with a similar meaning.</i>	15 Comprehension <i>Read a story using Tumblebooks together and play Story Ball. (See the back for details.)</i>	16 Phonemic Awareness <i>Think of a short word such as "dog". Take turns changing one sound to make new words. Example: frog, bog, log</i>	17 Fluency <i>Read a book together using Bookflix. Take turns reading alternate pages.</i>	18 Vocabulary <i>Take a walk through your neighborhood and talk about everything that you see. Continue to use any new words</i>	19 Comprehension <i>Read a book together. Write a letter to the author about your favorite part of the book.</i>	20 Fluency <i>Read the same passage from a book with different emotions. (Examples: happy, sad, angry)</i>
21 Comprehension <i>Before reading a book, look at the cover and make predictions about the story.</i>	22 Phonemic Awareness <i>Take turns with one person saying a word and the other person clapping once for each sound. (Example: "cat"=k-a-t)</i>	23 Phonics <i>Have a Phonics Relay. (See the back for details.)</i>	24 Fluency <i>Use Hoopla to check out a poetry book, and take turns reading poems aloud.</i>	25 Comprehension <i>Read a story together and talk about the setting. Is this a place that you would like to visit?</i>	26 Phonics <i>Make up silly sentences using words that begin with the same sound. (Example: the boy buzzed around as busy as a bee.)</i>	27 Phonemic Awareness <i>Take turns identifying the beginning, middle, and ending sounds in a word.</i>
28 Phonics <i>Have a Digraph Scavenger Hunt. (See the back for detail.)</i>	29 Fluency <i>Practice reading the sight words with a Word Hunt game. (See the back for details.)</i>	30 Phonemic Awareness <i>Say a word in segments and have a friend or family member guess the word. Example: /sss/ /nnn/ /ai/ /lll/=snail.</i>	<div>   <p>© the West Bloomfield Township Public Library www.growupreading.org</p> </div>			<p>Enjoy a family activity every day while helping your child build important literacy skills incorporating the five elements of reading: phonics, phonemic awareness, fluency, vocabulary and comprehension.</p>

eBooks to read this month:

Animal Babies by Elaine Pascoe (Bookflix)

Bugs! Bugs! Bugs! by Bob Barner (Bookflix)

Biscuit by Alyssa Satin Capucilli (Tumblebooks)

Frog & Toad are Friends by Arnold Lobel (Cloud Library)



Elements of Reading:

Phonics – The relationship between letters and the individual sounds in spoken language.

Phonemic Awareness – Phonemes are the smallest units which make up spoken language. Phonemic awareness refers to a person's ability to manipulate phonemes in syllables and words.

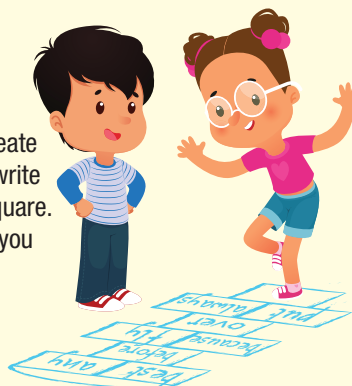
Fluency – The ability to read with appropriate speed, accuracy, and proper expression.

Vocabulary – Students with a strong vocabulary have an easier time understanding what they are reading.

Comprehension – The ability of a person to understand what s/he is reading.

Sight Word Hopscotch

Use sidewalk chalk to create a hopscotch board, and write a sight word into each square. Read the sight words as you jump into the squares.




Story Ball

Inflate a beach ball and use a permanent marker to write one of the following questions in each of the colored sections of the ball: "Who?" "Where?" "Beginning?" "Middle?" "End?" "Favorite Part?" Toss the ball back and forth. The person who catches it should answer the question that appears on top. The game continues until all of the questions have been answered.

Phonics Relay

Take 6 sheets of paper and write one letter or combination of letters on each and tape them to a wall. Take turns in which one player calls out a sound and the other runs to the wall and taps the paper with the corresponding letter or letters. Variations include hopping, skipping, or tiptoeing to the wall.



Sight Words for June:

any, ask, fly, put, over, always, around, because, before, best

For additional sight words visit this website:
www.sightwords.com/sight-words/dolch/

Vocabulary Words for June:

dot, fit, row, tree, ship, tusk, road, rule, braid, fern

For additional vocabulary words visit this website: www.vocabulary.com/lists

Digraph Scavenger Hunt

Prepare a set of index cards with one digraph per card. (ch, sh, th, ph) Pull out a card and go over the sound that the digraph makes. Look for items around your house that begin with that sound.

Word Hunt

Prepare two sets of index cards, featuring one sight word per card. Set aside the first set. Hide the cards from the second set in various places in your house or yard. Choose a card from the first set and read the word together. Search for the hidden card which features the same word.



Early Elementary Literacy Calendar developed by the West Bloomfield Township Public Library



MAIN LIBRARY
4600 Walnut Lake Road
(248) 232-2250
Fax: (248) 232-2251
TTD (248) 232-2292

Email: wbyouth@wblib.org
Text: (248) 648-3368

WESTACRES BRANCH
7321 Commerce Road
(248) 363-4022
Fax: (248) 363-7243

ONLINE LIBRARY
Open 24 hours every day
www.westbloomfieldlibrary.org

